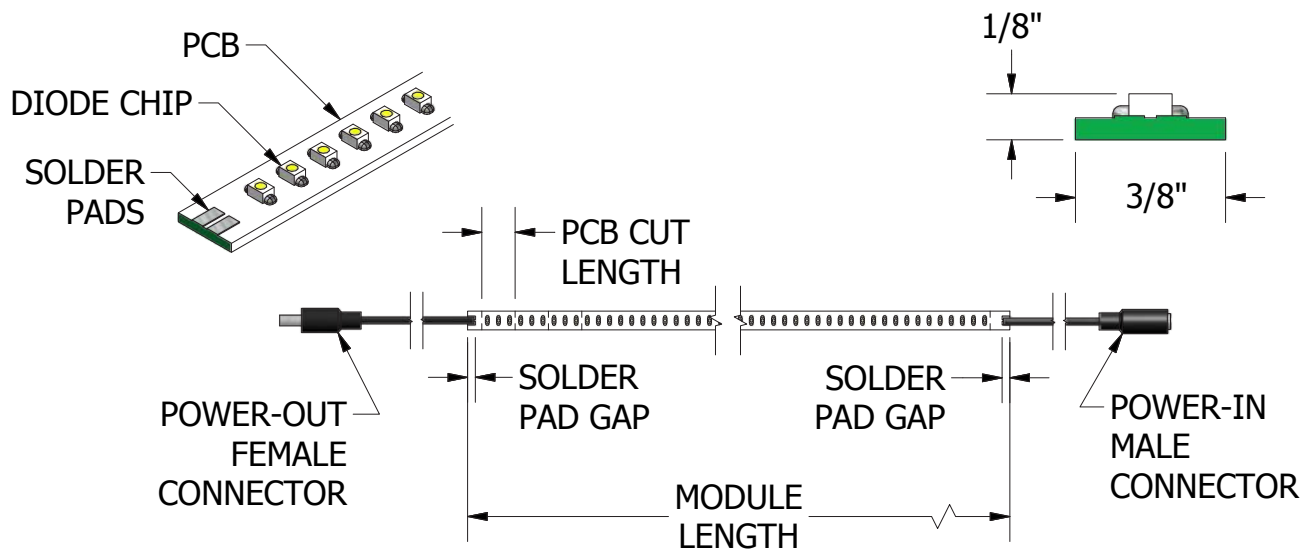


# 375 RIGID LED STRIP



## FEATURES

- Adhesive-backed PCB for easy installation
- Conveniently small dims 3/8"W x 1/8"H
- Custom lengths available
- Waterproof and directional available
- Multiple colors available (Red, Green, Blue)
- Available in 3500K, 4100K, 5600K, & 6400K
- Extremely high and even light output
- Up to 60,000 hrs useable life
- Linear runs up to 16'
- Connecting cables available for daisy chain
- UL approved

## SPECIFICATIONS

LED Chip Size	3020	
LEDs / Ft	36	54
Wattage / Ft (W)	2.9	4.3
Lumens / Ft (lm)	216	324
Diode Efficacy (lm/W)	80	80
Max Run (Ft)	16'	16'
Min Run (Inch)	1.5"	1.0"
PCB Cut Length (3 LEDs)	1.00"	0.67"
Solder Pad Gap (Inch)	0.50"	0.33"
PCB & Circuit Material	.05" FR4, Copper Circuit	
Module Dims (W x L x Height)	.375" x 12.0" x 0.12"	

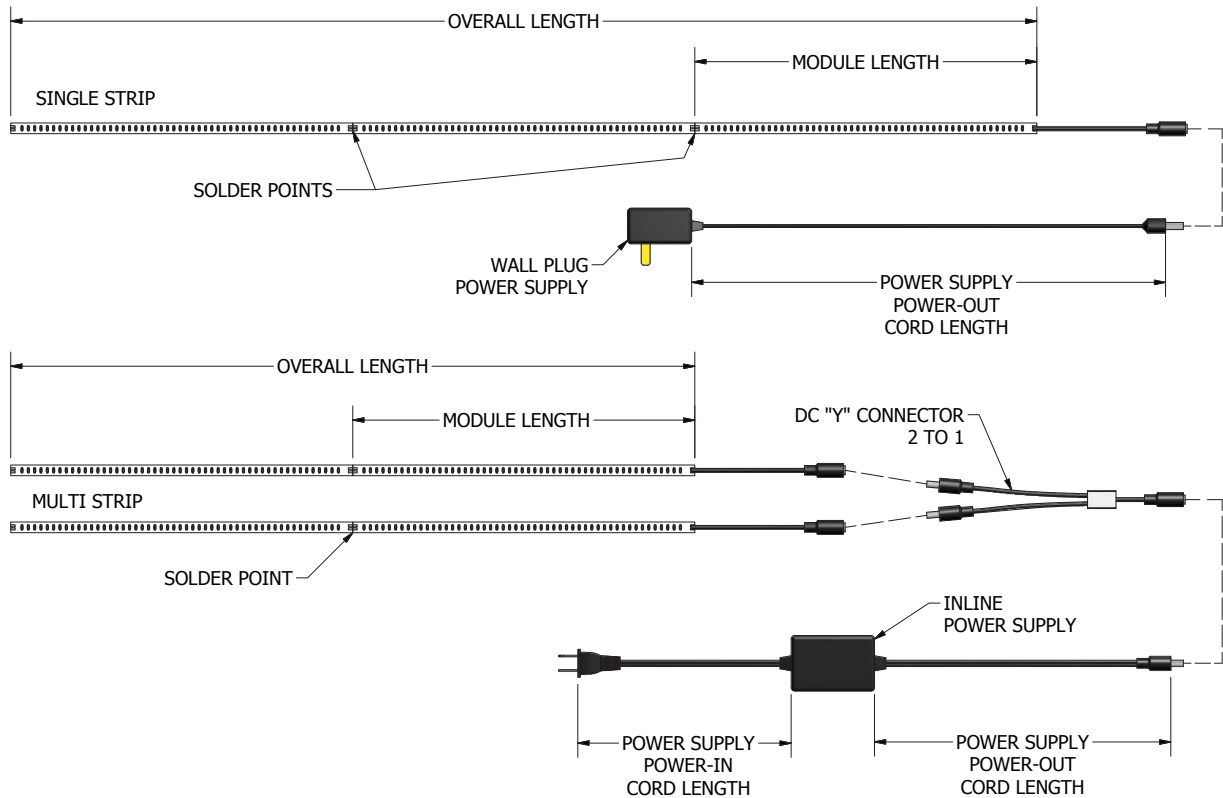
Color Temps (K)	3500K, 4100K, 5600K, & 6400K
Operating Temp	-30°C to 85°C
Lamp Life (L70@45°C)	60,000 hrs
Beam Angle	120°
LED Voltage	12VDC
Mounting Method	PSA, Non-Conductive Film, None
Wiring Specs	22ga (AWM 2468x2C, AWM 2464x2C), 18ga (SPT-1x2C)
Environment	Indoor, Dry
Certifications	UL
Warranty	3 Year

## 375 RIGID LED STRIP ORDERING INFORMATION


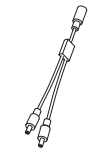
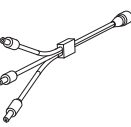
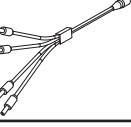

<b>LR</b>	<b>N</b>	<b>- 024</b>	<b>- 02</b>	<b>W</b>	<b>5</b>	<b>- M</b>	<b>012</b>	<b>- F</b>	<b>009</b>	<b>- 00</b>
Model	Diode Orientation	Overall Length (Inches)	LED/ FT	Color	Temp (Kelvin)	Power-In Connector Type	Power-In Cord Length	Power-Out Connector Type	Power-Out Cord Length	Variations
LR=Rigid LED Strip	N=Normal	024=24"	01=18/FT - 3020 CHIP 02=30/FT - 3020 CHIP 03=36/FT - 3020 CHIP 04=42/FT - 3020 CHIP 05=54/FT - 3020 CHIP 06=27/FT - 5050 CHIP 07=30/FT - 5050 CHIP	W=White B=Blue G=Green R=Red Y=Yellow Z=RGB	1=3000 2=3500 3=4100 4=6400 5=5600 6=5000	M=Male	012=12"	F=Female	009=9"	00=None
Example: LRN-024-02W5-M012-F009-00										

# 375 RIGID LED STRIP

## SAMPLE APPLICATION LAYOUTS



## RELATED CONNECTOR CORDS

	<b>LED-CC-036-MF</b> DC Connector Cord, 36" Overall Length, Incoming 2.1mm Straight Male, 2464 Round Cord Type, Outgoing 2.1mm Straight Female
	<b>PS-1M00-2F06-000</b> DC Y Connector, 6" Overall Length, (1) Incoming 2.1mm Male, (2) Outgoing 2.1mm Female
	<b>PS-1M05-3F06-000</b> DC Y Connector, 11" Overall Length, (1) Incoming 2.1mm Male, (3) Outgoing 2.1mm Female
	<b>PS-1M05-4F06-000</b> DC Y Connector, 11" Overall Length, (1) Incoming 2.1mm Male, (4) Outgoing 2.1mm Female
	<b>LED-CC-GENBEND</b> DC Male Gender Bender

## POWER SUPPLY ORDERING INFORMATION

<b>PS</b>	<b>L</b>	<b>- 0250 -</b>	<b>M</b>	<b>072 -</b>	<b>F</b>	<b>072 -</b>	<b>000</b>
Model	Body Style	Output Amps	Power-In Connector	Power-In Cord Length	Power-Out Connector	Power-Out Cord Length	Variations
<b>PS=</b> Constant Voltage Power Supply	L=Inline 12V P=Wall Plug 12V L24=Inline 24V P24=Wall 24V	0100=1.00 <b>0250=2.50</b> 0500=5.00 0700=7.00 1000=10.00	<b>M=Male</b> F=Female	<b>072=72"</b>	<b>M=Male</b> F=Female	<b>072=72"</b>	<b>000=none</b>

## POWER SUPPLY SIZING CHART

- Combine Linear Feet of all LED strips.  
(48" + 48" = 96", then 96"/12 = 8 Linear Feet of LEDs)
- Multiply Linear Feet x LED/Ft to get # of LEDs.  
(8 Ft x 18/Ft = 144 LEDs)
- Multiply # of LEDs x VF to get Total Amps.  
(144 LEDs x .0067 = 0.96 Total Amps)
- Choose appropriate Power Supply Based on Total Amps.  
(I.E. - If Total Amps = 0.96, then choose 1.0 Amp Power Supply)  
(Calculated amps should **not** exceed Power Supply Amps)

VF=Voltage Factor 0.0200 for 5050 chip 12V 0.0067 for 3528 chip 12V 0.0067 for 3020 chip 12V
-------------------------------------------------------------------------------------------------------